







ACRES		CAPABILITIES		WAPI		
Boundary  7.52 ac						
CODE	DESCRIPTION	ACRES	%	CPI	NCCPI	CAP 
La	Leaf silt loam	4.22	56.12%	-	64	4w 
Le	Lenoir loam	3.06	40.69%	-	77	2w 
Ly	Lynchburg fine sandy loam	0.24	3.19%	-	78	2w 
Totals		0	69.74			3.12
7.52 ac 		CPI Average		NCCPI Average		Cap. Average

